

Welcome to Curriculum Night!



Classroom Information




Schedules



Classroom Rules and Behavior Chart



Birthdays



Communication



Yellow folders, Tuesday folders and Blue Conduct folders

Wiki page

Phone, email, or note



Contacting
Our Teacher

Homework and Grades



Homework

- – Reading, Math and Spelling Menu (not graded)

Grades

- – 2 per week in Reading, Language Arts and Math
 - 1 per week in Science and Social Studies
 - Students will be given 1 opportunity to re-take failing grades. The highest grade will be recorded.

Conduct



“Fantastic 4” School Values

Be safe.

Be respectful.

Be responsible.

Be committed to learning

Promotion Standards



Overall Class Averages: 70% or
above in reading, language arts, and
mathematics

High-Frequency Word Evaluation:
Passing score during November,
February, April, or summer school
administration

Reading Assessments



- Developmental Reading Assessment (DRA) assigns a reading level. Average level for incoming 1st graders is 4 & average level for exiting 1st graders is 18.
- High Frequency Word Evaluation assesses ability to read sight words within a time frame.
- iStation assesses Phonemic Awareness, Letter Knowledge, Vocabulary, Alphabetic Decoding, Comprehension, and Spelling.

Curriculum



Reading



Spelling



Writing



Social Studies



Math



Science

Reading

STRATEGIES

Comprehension

Accuracy

Fluency

Expand Vocabulary


PRACTICE: DAILY 5

 Read to Self

 Read to Someone

 Listen to Reading

 Word Work

 Work on Writing

Reading



```
graph BT; Decoding([Decoding]) --> Reading[Reading]; Fluency([Fluency]) --> Reading; Comprehension([Comprehension]) --> Reading;
```

Decoding

Fluency

Comprehension

Decoding Strategies

Decoding is the ability to apply your **knowledge of letter-sound relationships**, including **knowledge of letter patterns**, to correctly pronounce written words. Understanding these relationships gives children the ability to recognize familiar words quickly and to figure out words they haven't seen before.

Examples

Skip the Word



**Go back and
reread**



Think:

What would make sense?

The car went eat.
Or
The car went eat.



**Get Your
Mouth Ready**
for the 1st sounds



**Look at the
Picture**



Sound it Out



Look for Chunks



Slide through the
Whole Word



Chunk the Word

https://www.youtube.com/watch?v=eq5r_Vj32HE

Example:



- holiday

hol i day



Sounding/Stretching Out the Word

Elkonin Boxes

- Count the sounds in the word with the child.
- Draw one box for each sound.
- Use chips to represent sounds at first.




- Count the sounds in the word with the child.
- Draw one box for each sound.
- Use chips to represent sounds at first.
- Insert the letter(s) for each sound.



Comprehension

The 5-Finger Retell provides students with a highly structured strategy to guide the retelling of fiction and non-fiction texts. Each finger serves as a sequential piece of the retelling and becomes the clues that whisper to the theme/lesson or central message.

5-Finger Retell



Good readers
retell what
they read!

check for Understanding!

Who?

What?

Where?

Why?

How?

What happened?

When?

Check for Understanding Fiction

What is the setting of the story?

Who were the characters in the story?

Did one of the characters have a problem? Were they able to solve it? If so, how? If not, why not?

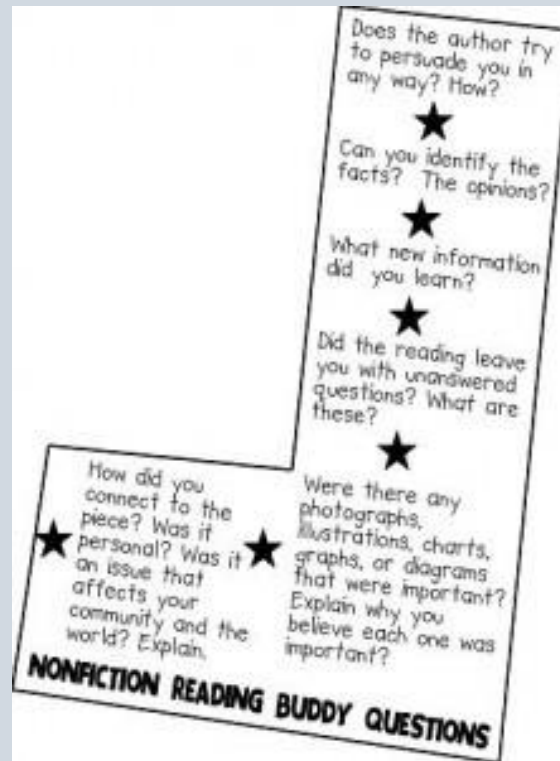
Did any of the characters change throughout the story? How? Was it a good change or a bad change? Why?

Would you recommend this story to a friend? Why or why not?

Did you enjoy this story? If so, what was your favorite part? If not, why not?

FICTION READING BUDDY QUESTIONS

Check for Understanding Nonfiction



Words Their Way Differentiated Spelling

Words Their Way is a differentiated spelling program designed to target students at their individual readiness levels. A Spelling Inventory is given to determine each student's starting point. Students are grouped according to levels and given different spelling lists. Most classes will have 4-5 groups of students working on different spelling patterns.

Words Their Way Spelling Inventory

Words Their Way Primary Spelling Inventory Feature Guide

Student My Four-Year-Old Teacher the measured mom Grade preK Date June 2013

Words Spelled Correctly: 4 / 26 Feature Points: 19 / 56 Total 23 / 82 Spelling Stage middle Letter Name-Alphabetic

Stages and gradations →	Emergent	Letter Name - Alphabetic				Within Word Pattern			Syllables & Affixes	Feature Points	Words Spelled Correctly
Features →	Late	Early	Middle	Late	Early	Middle	Late	Inflected Endings			
↓ Words	Beginning Consonants	Final Consonants	Short Vowels	Digraphs	Blends	Long Vowel Patterns	Other Vowels				
1. fan	f ✓	n ✓	a ✓						3	✓	
2. pet	p ✓	t ✓	e a						2		
3. dig	d ✓	g ✓	i ✓						3	✓	
4. rob	r ✓	b ✓	o ✓						3	✓	
5. hope	h ✓	p ✓				o-e			2		
6. wait	w ✓	t ✓				ai			2		
7. gum	g ✓	m ✓	u ✓						3	✓	
8. sled			e ✓		sl				1		
9. stick			i e		st						
10. shine				sh		i-e					
11. dream					dr	ea					
12. blade					bl	a-e					
13. coach				-ch		oa					
14. fright					fr	igh					
15. chewed				ch			ew	-ed			
16. crawl					cr		aw				
17. wishes				-sh				-es			
18. thorn				th			or				
19. shouted				sh			ou	-ed			
20. spoil							oi				
21. growl							ow				
22. third				th			ir				
23. camped								-ed			
24. tries					tr			-ies			
25. clapping								-pping			
26. riding								-ding			
Totals	7 / 7	7 / 7	5 / 7	7 / 7	1 / 7	1 / 7	1 / 7	7 / 7	19 / 56	4 / 26	

Math



- Everyday Counts Calendar
- Everyday Mathematics
 - <http://everydaymath.concordnhschools.net/modules/cms/pages.phtml?pageid=99238>
- Weekly Math Facts Test (1st one – Friday, Sept. 18th, more info. to come)

Every Day Math Sample Lesson

- Mental Math
- Math Message
- Whole Group Instruction
- Student Journal page (on today's whole group topic)
- Game
- Math Boxes (spiraling skill review)
- Home Link homework

Every Day Math Spiraling Curriculum

Date _____

LESSON 4.3 Math Boxes

1. What is the temperature today? _____ °F

Is the temperature odd or even? _____

2. What comes next?

Rule
Count by 3s

3 6 9

Fill in the circle next to the best answer.

☐ A. 10 ☐ B. 11 ☐ C. 12 ☐ D. 6

3. Draw and solve.


Ava had 9 pennies.

She lost 4 pennies.

How many pennies does Ava have now?

_____ pennies

4. Circle the winning domino in *Domino Top-It*.



sixty-one **61**

Date _____

LESSON 5.10 Math Boxes

1. Draw and solve.

Jade has 5 pennies.

Max has 9 pennies.

Who has fewer pennies?

How many fewer pennies?

_____ fewer pennies

2. Add.


$5 + 6 = \underline{\quad}$

$\underline{\quad} = 7 + 8$

$$\begin{array}{r} 7 \\ + 5 \\ \hline \end{array}$$

$$\begin{array}{r} 6 \\ + 8 \\ \hline \end{array}$$

3. Record the temperature.



_____ °F

4. Count up by 5s.

25, _____, _____,

_____, _____, _____,

_____, _____

ninety-nine **99**

Science Scope & Sequence

Light, Heat and Sound Energy

Motion & Position

Magnetism

Earth Materials

Conservation

Patterns of Change

- Weather
- Objects in the Sky

Living Organisms vs. Nonliving Objects

Plant Parts

Animals Features & Life Cycles

Environmental Interactions

- Food Chains

Social Studies Scope & Sequence

Rules and Routines

Government

Understanding History

Understanding Economics

Good Citizenship

Understanding Celebrations

Geography

Remembering Important People and Events

Working in My Community

The Earth and Us

Technology

Recording the Changes in Our Lives

Making Decisions

Solving Problems

Into the Future

Volunteering



Please make sure you have been cleared
by the front office in order to volunteer 😊

Thanks so much for coming!
Have a great night!!